

ULTRA MINI White modules are a popular choice for illuminating sleek, modern miniature channel letters. ULTRA MINI White modules feature a Static White CCT range of 2700K to 8000K and output of 20-24 lm/module, enabling a wide variety of applications for nuanced indoor and outdoor signage and accent lighting.

Applications:

- Outdoor miniature channel letters
- Outdoor acrylic block letters
- Ultra thin small channel letters
- Accent lighting



ORDERING GUIDE

Part Number	Color Temp.	Module Spacing (mm)	Number of Modules		Nominal Light Output (lm)*		
			Per Foot	Per Meter	Per Module	Per Foot	Per Meter
LS-UMIN-80K-L4-50B**	8000K	50	6.10	20	24	146	450
LS-UMIN-65K-L4-50B	6500K	50	6.10	20	22	134	440
LS-UMIN-57K-L4-50B**	5700K	50	6.10	20	22	134	440
LS-UMIN-50K-L4-50B	5000K	50	6.10	20	22	134	440
LS-UMIN-40K-L4-50B**	4000K	50	6.10	20	22	134	440
LS-UMIN-30K-L4-50B**	3000K	50	6.10	20	22	134	440
LS-UMIN-27K-L4-50B	2700K	50	6.10	20	20	122	400

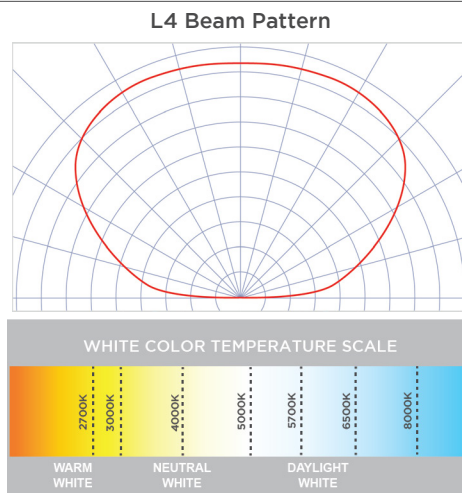
** Limited stock

* ± 10%

PRODUCT RATINGS

Luminous Efficacy	108 lm/W
Wattage per Module	0.20 W Nominal 0.22 W Maximum
Input Voltage	12 V DC
Input Current	0.017 A/ module
Power Supply Loading	276 modules per 60 W
Ingress Protection	IP68
Operating Temperature	-40° — +140° F (-40° — +60° C)
L70 Lifetime @ 60° C	50,000 Hours
Warranty	5 Year Limited Warranty

LUMINOUS INTENSITY DISTRIBUTION



MODULE DIMENSIONS

Part Number	Length (in/mm)	Width (in/mm)	Height (in/mm)
LS-UMIN-xxx-L4-50B	0.70/17.0	0.31/8.0	0.39/9.8

POWER SUPPLY LOADING

Module Type		LS-UMIN-xxx-L4-50B		
Power Supply (wired in Parallel Strings)	Total # of Modules	Max # of Modules Per String	Total # of Feet	Total # of Meters
UL CLASS 2	12 W	55	9	2.7
	15 W	96	69	4.8
	35 W	161	161	8.0
	60W	276	172	13.8
	180W***	828	172	135.8
UL CLASS 1	100W	450	172	22.5
	150W	675	172	33.7
	180W	810	172	40.5
	220W	990	172	49.5

The number of modules in each of the parallel strings should not exceed the specified maximum.
 *** 3 - 60 watt channels

LAYOUT GUIDE*

Channel Depth (in mm)	Single Row		Single Row		Multiple Rows	
	Min. Stroke	Module Spacing	Max. Stroke	Module Spacing	Row Spacing	Module Spacing
1.0 25	0.31 8	1.18 30	0.79 20	1.18 30	0.79 20	1.18 30
1.6 40	0.31 8	2.00 50	1.60 40	2.00 50	1.60 40	2.00 50
2.0 50	0.31 8	2.00 50	3.25 82	2.00 50	2.50 63	2.00 50

* Module spacing is defined to achieve minimum 600 lux at sign face (7328 white)

LED MODULE TO POWER SUPPLY WIRE SIZE

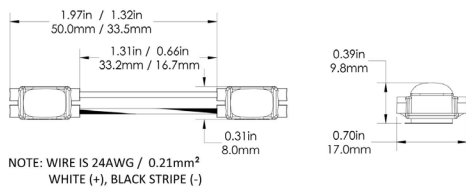
Wire Size	Metric (mm ²)	Maximum Distance*	
		Feet	Meters
20	0.52	11	3.4
18	0.82	18	5.5
16	1.31	29	8.8
14	2.08	45	12.7
12	3.31	71	21.6

SHIPPING INFORMATION

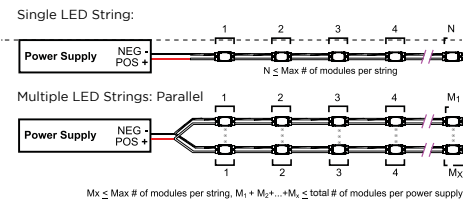
Module Type	Specs	Packaging Quantity		
		Per Bag	Per Box	Per Carton
LS-UMIN-xxx-L4-50A	Modules	150	1200	6000
	Feet	24.6 (16.5)	196.9 (132)	984 (659)
	Meters	7.5 (5)	60 (40)	300 (200)

Carton Weight	Box Dimensions			Carton Dimensions		
	W	D	H	W	D	H
25 lb 11.4 kg	18.1	8.3	3.3	18.9	18.9	9.3
	460	210	85	480	480	235
						mm

DIMENSION DRAWING



WIRING DIAGRAM



1. UL ONLY - These products are only suitable for connection to a UL rated Class 2 power source rated 12 Volt or less.
2. UL ONLY - These products are intended for use only when connected to a power source that complies with UL rated Class 2 voltage and energy limited circuit.
3. UL ONLY - When these units are connected to a UL rated Class 2 circuit, they are not to draw a total wattage of greater than the secondary or output rating of the UL rated Class 2 power supply.
4. These products may be secured in place in the end product by any means available.
5. These products are suitable for use in dry, damp, and wet locations. Not suitable for submersed applications.