


Our PRO Premium 2 Color modules feature VersaLens[®] advanced optics and batwing beam patterns that enable large areas of light coverage. Each PRO Premium module contains an integrated circuit that maintains constant current, so there is no lumen drop across any string of modules. Spaced at 6 inches (150 mm), our 24V PRO Premium Color modules are rated IP68 and are available in 5 radiant colors: Red, Green, Blue, Ruby Red and Yellow.



Applications:

- High-brightness channel letters
- High-brightness box signs
- Cabinet signs
- Accent lighting



9 YEAR WARRANTY



VERSALENZ[®] ADVANCED OPTICS



CAPZUL[®] WATERPROOF



CONSTANT CURRENT



UV RESISTANT



70,000 HRS L70 LIFETIME

ORDERING GUIDE

Part Number	Color	Module Spacing (mm)	Number of Modules		Nominal Light Output (lm)*		
			Per Foot	Per Meter	Per Module	Per Foot	Per Meter
LS-PRO2-24-SO-RED-150-A	Red (625 nm)	150	2.03	6.67	27	55	180
LS-PRO2-24-SO-GRN-150-A	Green (530 nm)	150	2.03	6.67	49	99	327
LS-PRO2-24-SO-BLU-150-A	Blue (469 nm)	150	2.03	6.67	15	30	100
LS-PRO2-24-SO-RRD-150-A**	Ruby Red (633 nm)	150	2.03	6.67	20	41	133
LS-PRO2-24-SO-YLW-150-A**	Yellow (589 nm)	150	2.03	6.67	13	26	87

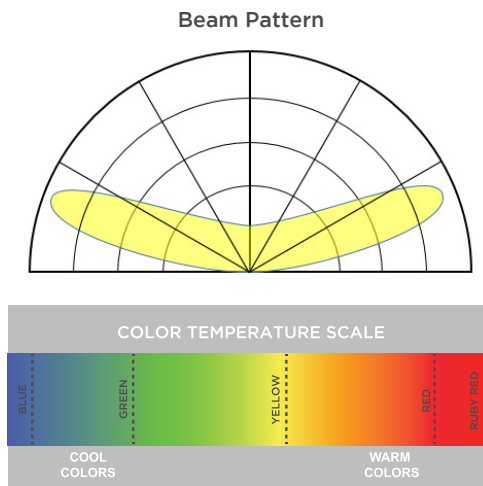
** Limited stock

* ± 10%

PRODUCT RATINGS

Luminous Efficacy	56.3 lm/W (Red) 102.1 lm/W (Green) 20.0 lm/W (Blue) 37.7 lm/W (Ruby Red) 27.1 lm/W (Yellow)
Wattage per Module	0.48 W (Red, Green, Yellow) 0.53 W (Ruby Red) 0.75 W (Blue)
Input Voltage	24 V DC
Input Current	0.020 A/module (Red, Green, Yellow) 0.022 A/module (Ruby Red) 0.031 A/module (Blue)
Ingress Protection	IP68
Operating Temperature	-40° - +140° F (-40° - +60° C)
L70 Lifetime @ 60° C	70,000 Hours
Warranty	9 Year Limited Warranty

LUMINOUS INTENSITY DISTRIBUTION



MODULE DIMENSIONS

Part Number	Length (in/mm)	Width (in/mm)	Height (in/mm)
LS-PRO2-24-SO-XXX-150-A	2.26/57.3	0.72/18.28	0.44/11.25

Data sheet subject to change without notice.

POWER SUPPLY LOADING

Module Type		LS-PRO2-24-SO-XXX-150-A				
Power Supply (wired in Parallel Strings)	Color	Max. # of Modules Per String	Total # of Modules	Total # of Feet	Total # of Meters	
		UL Class 2	60W	Red, Green, Yellow	111	115
Blue	71			74	36.5	11.1
Ruby Red	101			105	51.4	15.7
100W	Red, Green, Yellow		179	192	94.3	28.8
	Blue		116	124	60.9	18.5
	Ruby Red		163	174	85.7	26.1

REMOTE MOUNTING DISTANCE

Power Supply	18AWG (ft/m)	16AWG (ft/m)	14AWG (ft/m)	12AWG (ft/m)
60W	20/6.1	25/7.6	35/10.6	40/12.1
100W	20/6.1	25/7.6	35/10.6	40/12.1

Notes:
 1. Power supply always has 8% buffer
 2. These values are good for use with Power Supply Loading Table Single String Max Module values

Notes:
 1. Loading calculated at 25°C.
 2. For maximum loading to be reached, a center connection to the LEDs is recommended to minimize voltage drop.
 3. All values include an 8% buffer from maximum load.
 4. Single String Max Modules values can be used with the remote mounting to power supply table.

LAYOUT GUIDE*

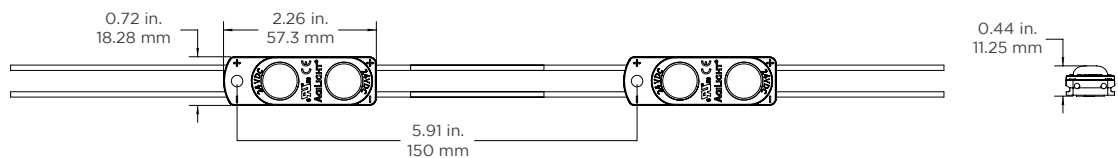
Channel Depth (in.)	Single Row		Multiple Rows		Channel Depth (mm)	Single Row		Multiple Rows	
	Max. Stroke	Module Spacing	Row Spacing	Module Spacing		Max. Stroke	Module Spacing	Row Spacing	Module Spacing
1.57	3.9	3.5	3.2	3.5	40	100	90	80	90
2	4.9	4.3	3.9	4.3	50	125	110	100	110
3	7.1	5.9	5.9	5.9	75	180	150	150	150
4	9.8	5.9	7.9	5.9	100	250	150	200	150
5	11.8	5.9	9.8	5.9	125	300	150	250	150

*Module spacing is defined to achieve minimum 600 lux at sign face (7328 white)
 **Modules are staggered

SHIPPING INFORMATION

Module Type	Specs	Packaging Quantity			Carton Weight	Box Dimensions			Carton Dimensions		
		Per Bag	Per Box	Per Carton		W	D	H	W	D	H
LS-PRO2-24-SO-XXX-150-A	Modules	100	600	1200	inch	13.8	9.8	9.1	20.5	14.6	10.2
	Feet	49.2	295.3	590.6	mm	350	250	230	520	370	260
	Meters	15	90	180							

DIMENSION DRAWING



1. UL ONLY - These products are only suitable for connection to a UL rated Class 2 power source rated 24 Volt.
2. UL ONLY - These products are intended for use only when connected to a power source that complies with UL rated Class 2 voltage and energy limited circuit.
3. UL ONLY - When these units are connected to a UL rated Class 2 circuit, they are not to draw a total wattage of greater than the secondary or output rating of the UL rated Class 2 power supply.
4. These products may be secured in place in the end product by any means available.
5. These products are suitable for use in dry, damp, and wet locations. Not suitable for submersed applications.